

(Model.)

G. A. BEIDLER.  
Coffee Roaster.

No. 243,489.

Patented June 28, 1881.

Fig. 1.

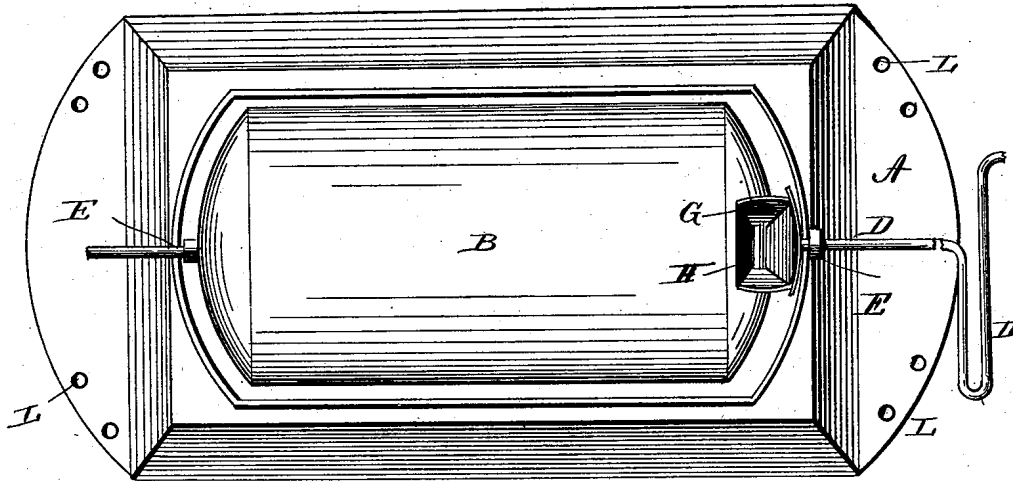


Fig. 4.




Fig. 2.

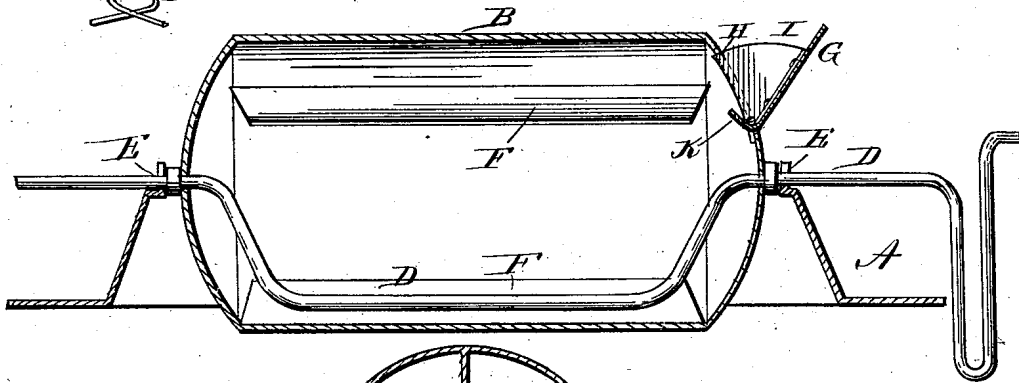
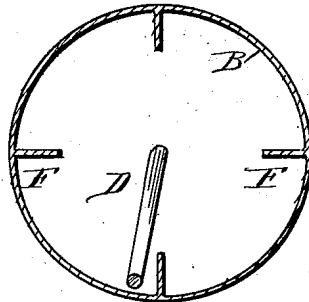


Fig. 3.



Witnesses,  
F. L. Curran  
J. J. McCarthy

Inventor,  
George A. Beidler  
By C. M. Alexander  
Attorney

# UNITED STATES PATENT OFFICE.

GEORGE A. BEIDLER, OF VANDALIA, ILLINOIS.

## COFFEE-ROASTER.

SPECIFICATION forming part of Letters Patent No. 243,489, dated June 28, 1881.

Application filed May 2, 1881. (Model.)

*To all whom it may concern:*

Be it known that I, GEORGE A. BEIDLER, of Vandalia, in the county of Fayette, and in the State of Illinois, have invented certain new and useful Improvements in Coffee-Roasters; and I do hereby declare that the following is a full, clear, and exact description thereof, reference being had to the accompanying drawings, and to the letters of reference marked thereon, making a part of this specification.

This invention has for its object to provide an improved apparatus for roasting coffee, by means of which the grains may be uniformly and thoroughly roasted and the full aroma and strength retained, and which apparatus can be readily fitted to a stove or range of any description or size. This object I attain by the apparatus illustrated in the accompanying drawings, in which—

Figure 1 represents a top view of my improved apparatus; Fig. 2, a longitudinal sectional view thereof; Fig. 3, a transverse sectional view, and Fig. 4 a detached view, of the combined door and feed-hopper.

The letter A indicates the base of the apparatus and B the roasting-cylinder. The said cylinder is mounted loosely on a bent shaft, D, which has its bearings at E in the base A. The interior of the roaster is provided with two longitudinal interior flanges, F, situated relatively to the bent portion of the shaft in such manner that as the shaft is oscillated back and forth it will alternately strike the ledges and oscillate the cylinder in opposite directions.

G indicates a door fitted in an opening, H, in one head of the cylinder. The said door is hinged at its lower edge to the head, and is provided with side pieces, I, which work in and out of the opening, forming, with the door, when opened, a hopper by means of which the cylinder may be filled. The door, at its lower inner edge, is provided with a shelf, K, which serves to carry up and drop the coffee as the cylinder is oscillated.

The cylinder is constructed of sheet-iron or other sheet metal, and the heads may be constructed of sheet or cast metal, as may be desired.

The base of the apparatus is provided with a series of holes or apertures, L, for the insertion of pins, by means of which the apparatus may be confined to a stove-aperture of any size, by inserting the pins so as to hold the base thereto.

The shaft of the cylinder is loosely seated in its bearings, so that it can be removed and replaced by a gridiron or other cooking utensil.

In some instances I prefer to provide the door G with a glass front, as shown in Fig. 4. This enables the operator to view the interior of the cylinder B without resorting to the necessity of opening the door, thus saving time and unnecessary labor.

The glass front or plate may be retained in position by any suitable means of connecting it to the metallic portion of the door.

Having thus described my invention, what I claim, and desire to secure by Letters Patent, is—

1. A coffee-roaster consisting of a cylinder of sheet metal or other suitable material, mounted loosely on a bent shaft and provided with longitudinal ledges on the inside, the said shaft being journaled in bearings in a suitable base or frame, substantially as specified.

2. In combination with the cylinder and the door thereof, the inwardly-projecting shelf at the lower edge of the door, substantially as and for the purposes set forth.

In testimony that I claim the foregoing I have hereunto set my hand this 16th day of April, 1881.

GEORGE A. BEIDLER.

Witnesses:

J. H. RINGE,  
W. S. RICHARDS.